



# SWISONS

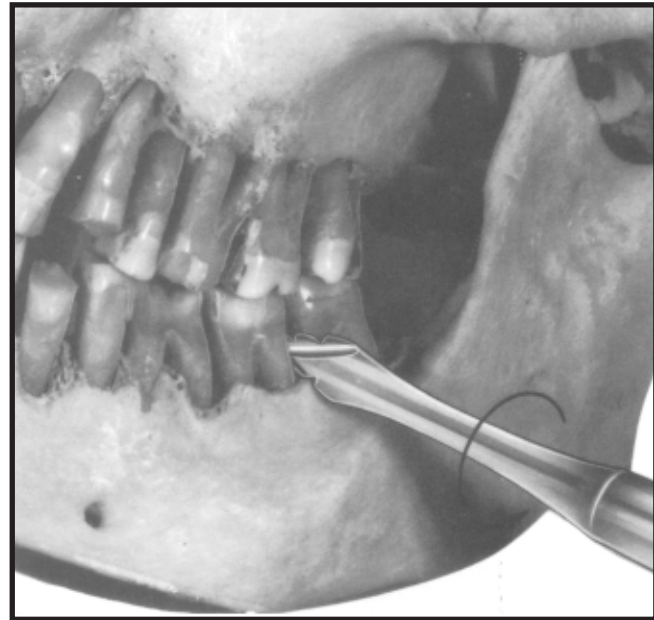
DENTAL

- Root Elevators



lower jaw, left side

lower jaw, right side



SS-2-5101

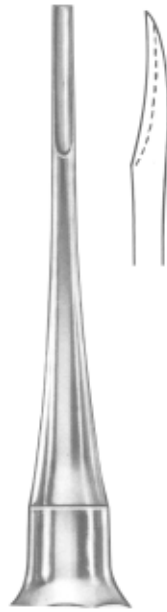


SS-2-5102

Root elevator, spiral-shaped, for extremely facilitated extraction of the molars in the lower jaw. The slender, conical points allow deep penetration between tooth and gum. Owing to the hook-shaped working parts, slipping of the elevator is avoided.



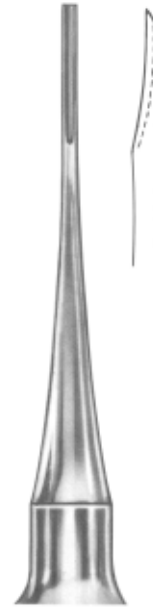
Bein



Bein  
SS-2-5103  
Fig 1




Bein  
SS-2-5104  
Fig 2



Bein  
SS-2-5105  
Fig 0




Bein  
SS-2-5106  
Fig 3



Bein  
SS-2-5107  
Fig 4



Bein  
SS-2-5108  
Fig 5



Bein  
SS-2-5109  
Fig 6



Seldin



Seldin  
SS-2-5110  
Fig 1L



Seldin  
SS-2-5111  
Fig 1R



Seldin  
SS-2-5112  
Fig 2



Seldin  
SS-2-5113  
Fig 3



Seldin  
SS-2-5114  
Fig 4L



Seldin  
SS-2-5115  
Fig 4R



**Cryer  
SS-2-5116  
Fig 3**



**Cryer  
SS-2-5117  
Fig 4**



**Cryer  
SS-2-5118  
Fig 12**



**Cryer  
SS-2-5119  
Fig 27**



**Cryer  
SS-2-5120  
Fig 28**



**Cryer  
SS-2-5121  
Fig 27 S**



**Cryer  
SS-2-5122  
Fig 28 S**



Apical



Apical  
SS-2-5123  
Fig 1



Apical  
SS-2-5124  
Fig 2



Apical  
SS-2-5125  
Fig 3



Apical  
SS-2-5126  
Fig 4



Cryer



Cryer  
SS-2-5127  
Fig 1



Cryer  
SS-2-5128  
Fig 2



Coupland



Coupland  
SS-2-5129  
Fig 1



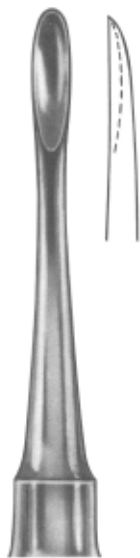
Coupland  
SS-2-5130  
Fig 2




Coupland  
SS-2-5131  
Fig 3



**SS-2-5132**  
Fig 1



**SS-2-5133**  
Fig 2



**SS-2-5134**  
Fig 3



**Flohr**  
**SS-2-5135**  
Fig 1



**Flohr**  
**SS-2-5136**  
Fig 2



**Flohr**  
**SS-2-5137**  
Fig 3





**Kopp**  
**SS-2-5138**  
Fig 1



**Kopp**  
**SS-2-5139**  
Fig 2



**Kopp**  
**SS-2-5144**  
Fig 1



**Kopp**  
**SS-2-5145**  
Fig 2



**Kopp**



**Kopp**  
**SS-2-5140**  
Fig 3



**Kopp**  
**SS-2-5141**  
Fig 4



**Kopp**



**Kopp**  
**SS-2-5146**  
Fig 3



**Kopp**  
**SS-2-5147**  
Fig 4



**Kopp**  
**SS-2-5142**  
Fig 5



**Kopp**  
**SS-2-5143**  
Fig 6



Hylin



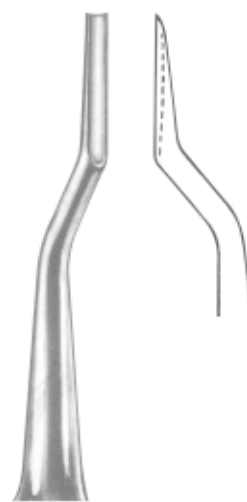
Hylin  
SS-2-5148  
Fig 1



Hylin  
SS-2-5149  
Fig 2



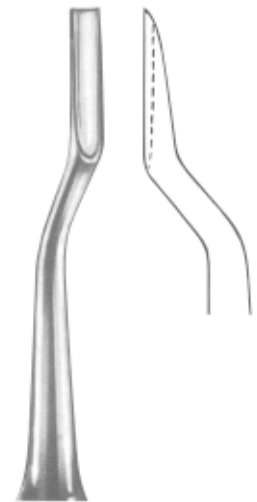
Bein



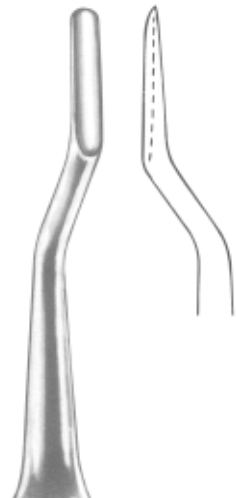
Bein  
SS-2-5150  
Fig 1



Bein  
SS-2-5152  
Fig 3



Bein  
SS-2-5151  
Fig 2



Bein  
SS-2-5153  
Fig 4




**Warwick-James  
SS-2-5154  
Fig 1**



**Warwick-James  
SS-2-5155  
Fig 2**



**Warwick-James  
SS-2-5156  
Fig 3**



**London  
Hospital  
SS-2-5157  
Fig 1**




**London  
Hospital  
SS-2-5158  
Fig 2**



**London  
Hospital  
SS-2-5159  
Fig 3**



**Ott  
SS-2-5160**



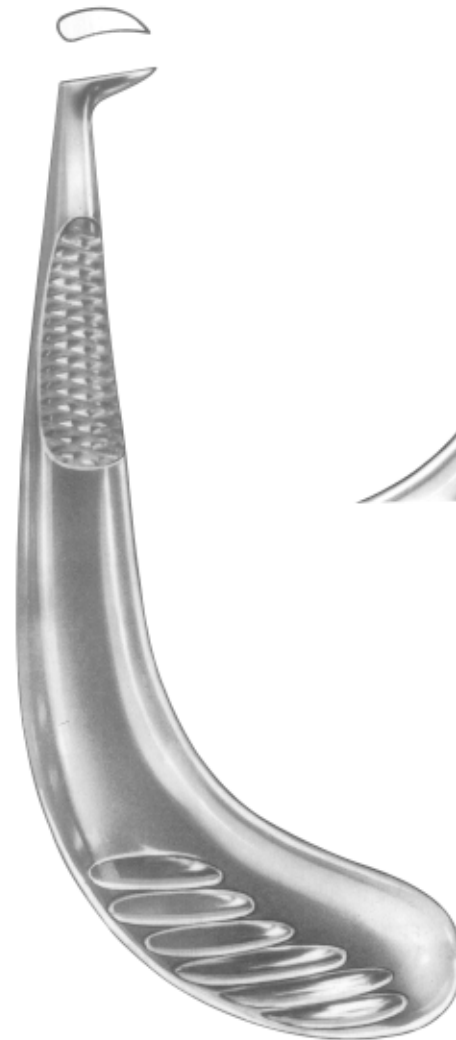
Pott



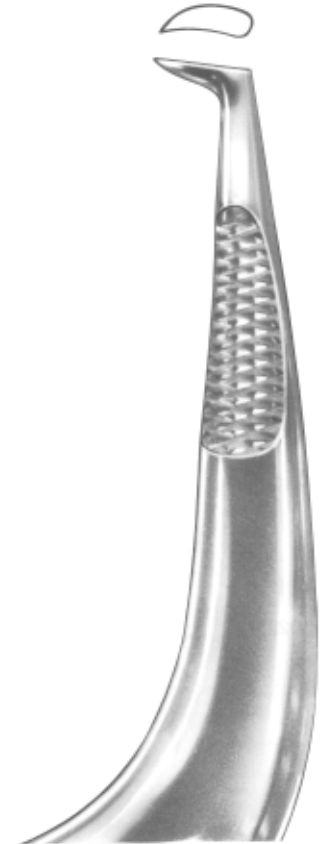
Pott  
SS-2-5162  
Fig 1



Pott  
SS-2-5163  
Fig 2



SS-2-5164  
Fig 1



SS-2-5165  
Fig 2



**Mead  
SS-2-5166  
MD 1**



**Mead  
SS-2-5167  
MD-5 A**



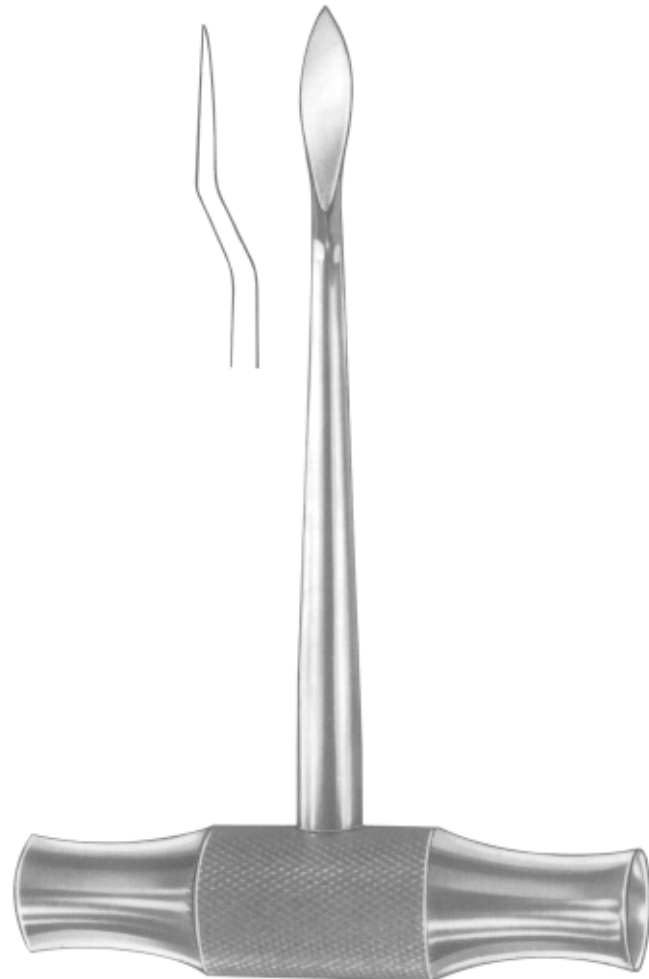
**Mead  
SS-2-5168  
MD-6 A**



**Mead  
SS-2-5169  
MD-7 A**



**Mead  
SS-2-5170  
MD-8**



**Lecluse  
SS-2-5171**



Chompret  
SS-2-5172  
Fig 1



Chompret  
SS-2-5173  
Fig 2



Chompret  
SS-2-5174  
Fig 3



Chompret  
SS-2-5175  
Fig 4



Apical  
SS-2-5176



**SS-2-5177**  
Fig 1



**SS-2-5178**  
Fig 2



**SS-2-5179**  
Fig 3



**Heidbrink**  
**SS-2-5180**  
Fig 1



**Heidbrink**  
**SS-2-5181**  
Fig 2



**Heidbrink**  
**SS-2-5182**  
Fig 3



Winter  
SS-2-5183  
Fig 1L



Winter  
SS-2-5184  
Fig 1R



Winter  
SS-2-5185  
Fig 2L



Winter  
SS-2-5186  
Fig 2R



Winter



Winter  
SS-2-5187  
Fig 11 L



Winter  
SS-2-5188  
Fig 11 R



Winter  
SS-2-5189  
Fig 12 L



Winter  
SS-2-5190  
Fig 12 R



Winter  
SS-2-5191  
Fig 14 L



Winter  
SS-2-5192  
Fig 14 R





Barry  
SS-2-5193  
Fig 1



Barry  
SS-2-5194  
Fig 2



Barry  
SS-2-5195  
Fig 3



Barry  
SS-2-5196  
Fig 4



Barry



Barry  
SS-2-5197  
Fig 11



Barry  
SS-2-5198  
Fig 12



Barry  
SS-2-5199  
Fig 17



Barry  
SS-2-5200  
Fig 18



Cryer  
SS-2-5201  
Fig 26



Seldin  
SS-2-5202  
Fig 27



Cryer  
SS-2-5203  
Fig 28



Cryer  
SS-2-5204  
Fig 29



Heidbrink  
SS-2-5205  
Fig 22



Heidbrink  
SS-2-5206  
Fig 23



SS-2-5207



**Kopp**  
**SS-2-5208**  
Fig 31



**Kopp**  
**SS-2-5209**  
Fig 32



**Kopp**  
**SS-2-5210**  
Fig 33



**Kopp**  
**SS-2-5211**  
Fig 34



**Kopp**  
**SS-2-5212**  
Fig 35



**Kopp**  
**SS-2-5213**  
Fig 44



**SS-2-5214**



**Heidbrink**  
**SS-2-5215**  
Fig 10



**Winter**  
**SS-2-5216**  
Fig 11



**Winter**  
**SS-2-5217**  
Fig 12



**Barry**  
**SS-2-5218**  
Fig 17



**Barry**  
**SS-2-5219**  
Fig 18



**SS-2-5220**  
Fig 20



**SS-2-5221**

Root Elevators according to Dr. Sader,  
with interchangeable working tips



SS-2-5222



SS-2-5223



SS-2-5224

WE HAVE ALL RANGE OF INSTRUMENTS



## CONTACT INFO



+92-340 0473111



swisons.ind@gmail.com



www.swisons.com



Small Industrial Estate, Sialkot 51310 Pakistan

Get your high quality Instruments